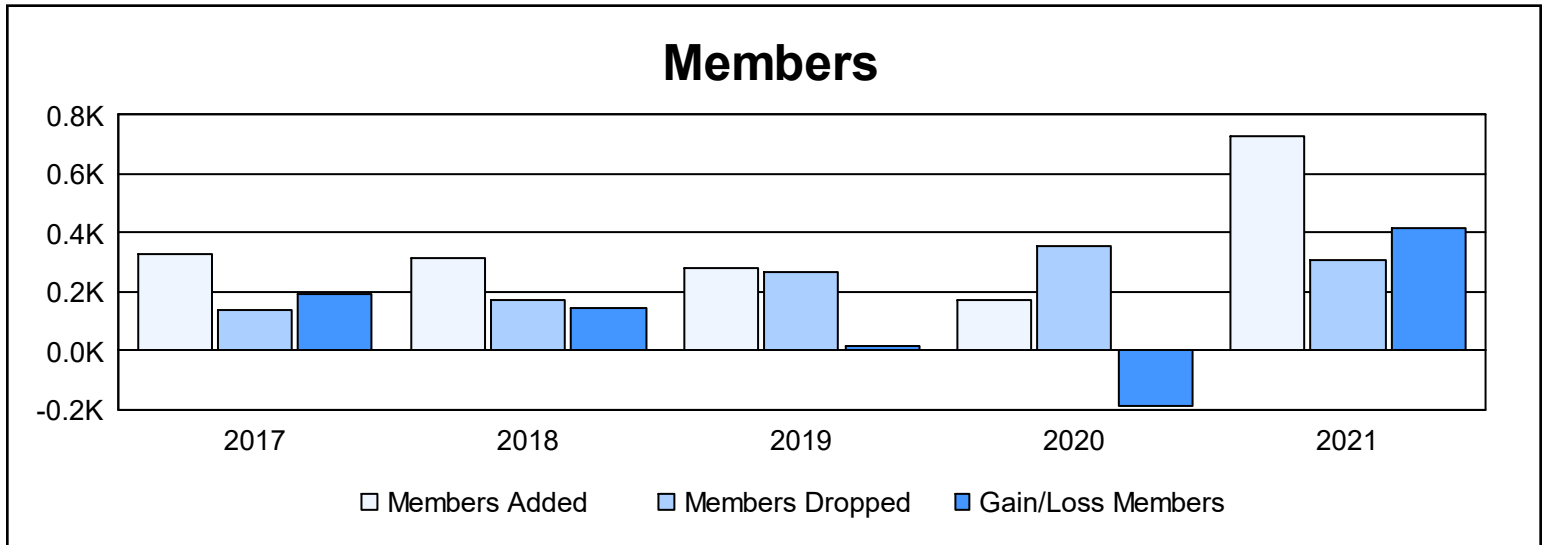
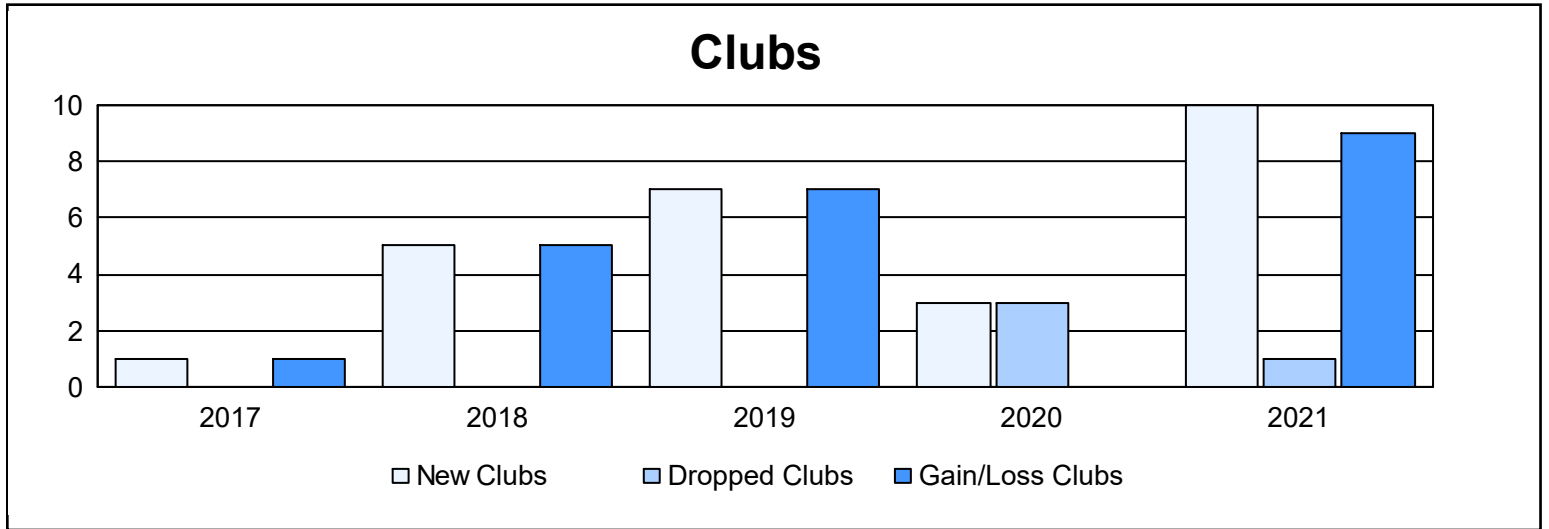
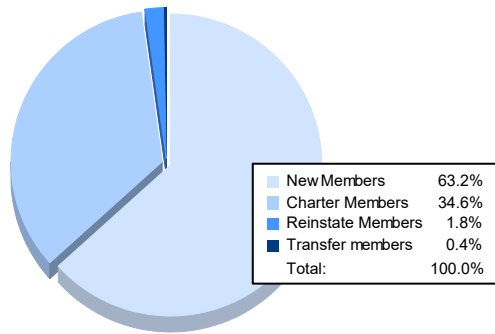


Year	New Clubs	Dropped Clubs	Gain/ Loss Clubs	New Members	Charter Members	Reinstate Members	Transfer Members	Total Member Added	Total Members Dropped	Gain/ Loss Members
2016-2017	1	0	1	302	21	2	3	328	136	192
2017-2018	5	0	5	204	101	11	0	316	169	147
2018-2019	7	0	7	71	190	14	8	283	268	15
2019-2020	3	3	0	71	82	16	2	171	358	-187
2020-2021	10	1	9	459	251	13	3	726	310	416
<b>Average</b>	<b>5</b>	<b>1</b>	<b>4</b>	<b>221</b>	<b>129</b>	<b>11</b>	<b>3</b>	<b>365</b>	<b>248</b>	<b>117</b>



### Membership Composition June 2021 Cumulative



### Gender Composition June 2021 Cumulative

